

4

3


2

1

NOTES

- a. ALL DIMENSIONS ARE IN INCHES, [] = MM
- b. THE RECOMMENDED TORQUE FOR MOUNTING SCREWS IS 3-5 IN-LBS

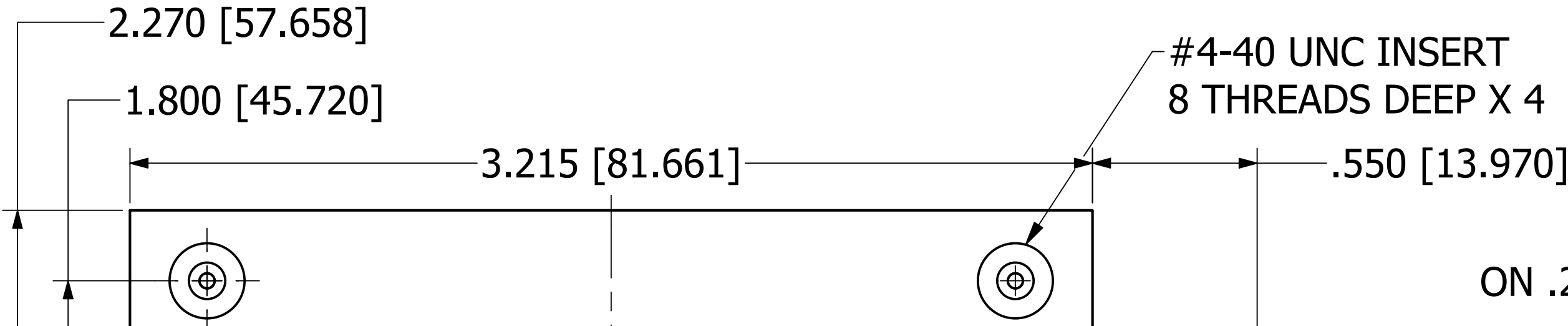
D



PIN NO.	DUAL
1	AC IN
2	AC IN
3	-OUT
4	COM
5	+OUT

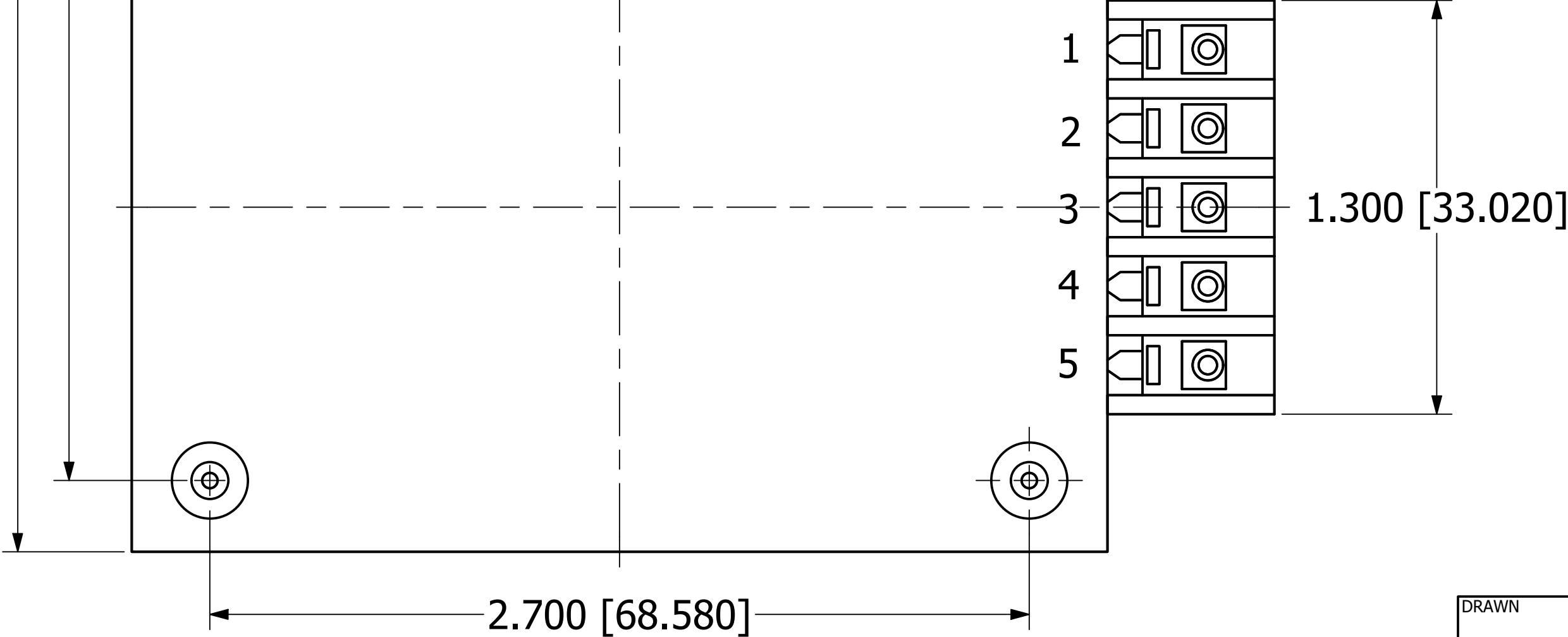


C




#3-48 SCREW
ON .250" CENTERS X 5

B



BOTTOM VIEW



A

PROPRIETARY AND CONFIDENTIAL
THE INFORMATION CONTAINED IN THIS DRAWING IS THE SOLE PROPERTY OF
PICO ELECTRONICS INC. ANY REPRODUCTION IN PART OR AS A WHOLE WITHOUT THE WRITTEN
PERMISSION OF PICO ELECTRONICS INC. IS PROHIBITED

DRAWN	P.PALUCH	<div><div>PICO</div><div>Electronics</div></div> <div>143 Sparks Ave Village of Pelham, NY 10803</div>			
CHECKED	H. VIDAURRE				
QA		SERIES TUWC - DUAL			
MFG					
APPROVED					
REVISION DATE	06/06/2023	SIZE C		DWG NO	REV 1
		SCALE	NTS	www.picoelectronics.com	

4

3

2

1